

Cvent Attendee Hub® Attendee Guide

Accessing the Virtual Event

When you are ready to access the event, click the 'Go to My Event' button found either in an email or on the event website.



Logging In

After clicking the link to go to the virtual event, you will be prompted to log in. After entering your first name, last name, and email address, a verification code will be sent to your email and cell phone, if there's a phone number on file. Enter in the code to access the event.

Retrieving Your Verification Code

If you did not receive your verification code, please consider the following:

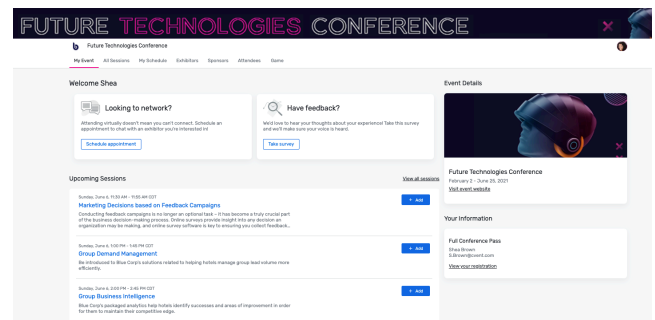
- Ensure you are entering the same email you registered with for the event.
- Check spam and junk folders for the email with the verification code.
- The email or text with the verification code should be triggered in less than a minute.
- If you still do not receive the verification code, contact the Event Planner.

Once you're logged in, you will stay logged into the event for 24 hours if you accept website cookies.

Navigating the Virtual Event

My Event Page

This is the homepage of the virtual event. You will be able to view live and upcoming sessions, featured sponsors or exhibitors, and basic event details.



You can click into an individual session or exhibitor straight from this page. Additionally, you can access the event website by clicking the 'Visit event website' link.

You also can reference the Home Page Attendee Guide for more specific navigation.

All Sessions Page

This tab lists all the sessions you can attend in chronological order. The page will appear in the time zone of the event by default, but you can adjust the times to the time zone you are viewing in for ease of use.

Click on the session name to access the content of the session. You also can add or remove sessions from your personalized schedule on this page.

Wednesday, October 27, 2021

9:05 AM

Internet+ Strategy Add
Internet Plus has been one of the main buzzwords at GMIC Beijing, the Chinese equivalent to the MWC Barcelona, a huge tech event dedicated to mobile industries. Internet+
Shaping the Internet Economy
9:05 AM - 10:15 AM EDT

2 PM

Successful transformation to E-commerce Remove
Today's consumers start and remain digital through their entire buying journey and beyond. If you want to win over today's consumer, a primary goal of your e-commerce digital transformation strategy must be to deliver a great digital experience to your customers at every touchpoint along...
Shaping the Internet Economy
2:00 PM - 3:10 PM EDT

2:50 PM

The New Era of Internet+ Remove
We are witnessing the dawn of a new era of the Internet of Things (IoT). IoT will increase the ubiquity of the Internet by integrating every object for interaction via embedded systems, which leads to a highly distributed network of devices communicating with human beings as well as...
Big Data and Artificial Intelligence
2:50 PM - 3:15 PM EDT

My Sessions Page

Here, you'll see your personalized schedule based on the sessions you are registered for. Join the sessions from this page by clicking the session name or the 'Join session' button. You can remove sessions from your schedule on this page if you no longer wish to attend.

Tuesday, August 25, 2020

9 AM

Designing for the Experience of Augmented Intelligence Join session
John Gray will share his views on AI emphasizing the fact that it is designed to enhance human intelligence rather than replace it.
Big Data and Artificial Intelligence Virtual session
9:00 AM - 10:00 AM EDT

Friday, September 25, 2020

7:50 PM

Technology: Enabling access to financial services
This session is over and now available to view on demand. Provide the world with equal access to financial services using technology.
Shaping the Internet Economy Virtual session
7:50 PM - 8:25 PM EDT

Exhibitors Page

On this page, you can view all the exhibitors for the event. Click an exhibitor's name to access information about them and their virtual booth. Exhibitors are tagged based on whether they have a virtual meeting available for you to join or are an event sponsor.

All exhibitors are listed in alphabetical order but are searchable and can be filtered based on the type of exhibitor you'd like to view more information about.

Exhibitors

Sponsor level
Virtual meeting
More filters

Angle Tech
Gold Sponsor Virtual meeting

Atlas
Virtual meeting

ChatConnect
Gold Sponsor Virtual meeting

Cvent
Platinum Sponsor Virtual meeting

Sponsors Page

This page lists all event sponsors at their specific tiers. You can also see if the individual sponsors have virtual meeting rooms. Click a sponsor's name to be taken to their page and access information about them.

Platinum Sponsor

Dell
Virtual meeting

PwC
Pricewaterhouse Coopers
Virtual meeting

Gold Sponsor

Accenture
Accenture

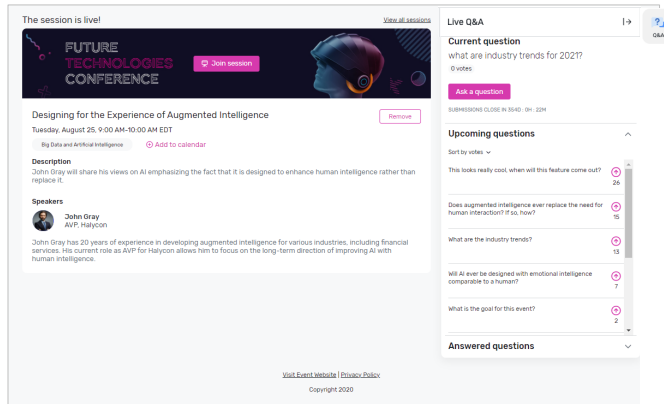
Deloitte
Virtual meeting

Infosys
Virtual meeting

KPMG
Virtual meeting

Accessing a Session

When it is time for you to join a session, click the name of the session or the 'Join session' button to get to the session page.



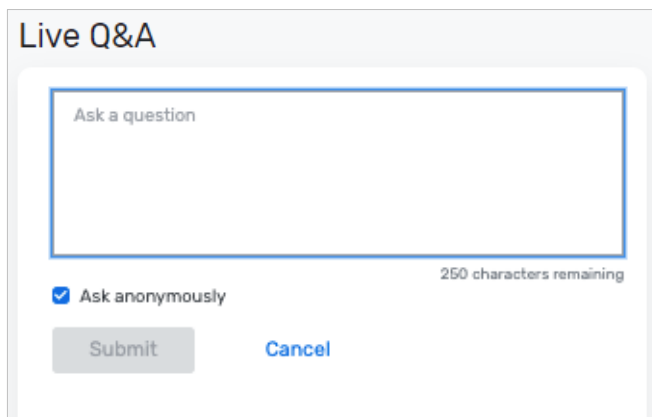
On the session page, you can view a description of the session, speaker details, and any session documents that were shared. If you are viewing the sessions before it begins, you can add that session to your personal calendar.

If the session is live, you can see all the questions being asked during that session.

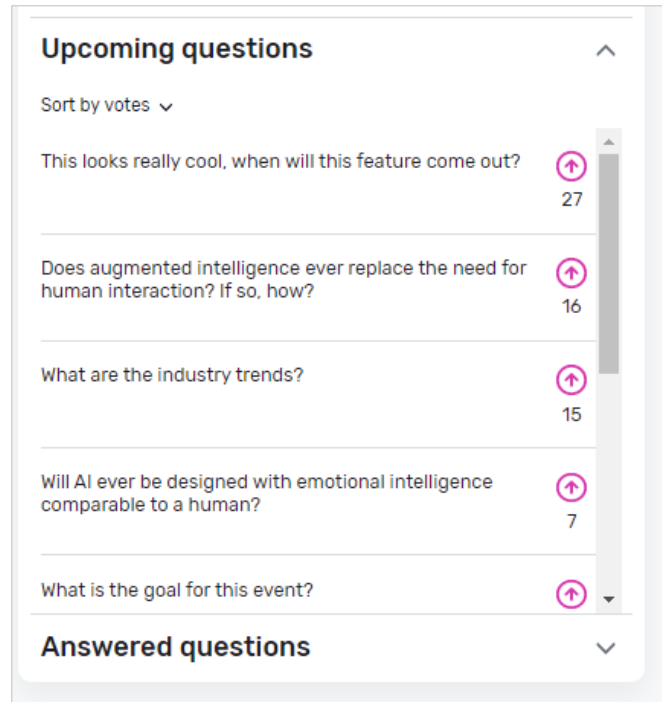
When you are ready to join, select the 'Join Session' button, which will open the video player for you.

Asking a Question

If you are in a session that is accepting Q&A, select the 'Ask a question' button to open a text box. You can ask the question anonymously or include your name.

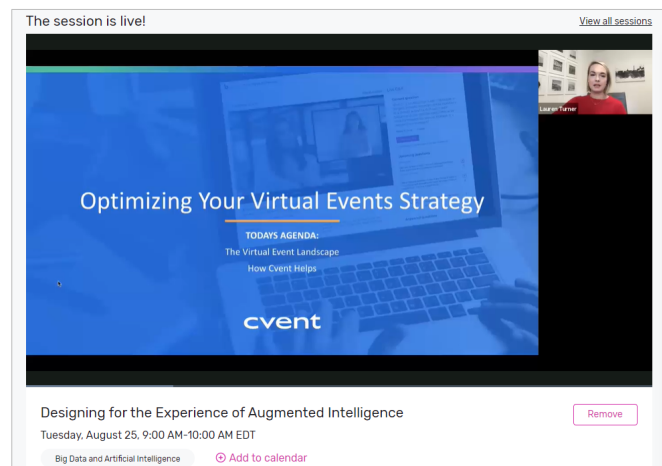


You also have the option to upvote other attendees' questions.



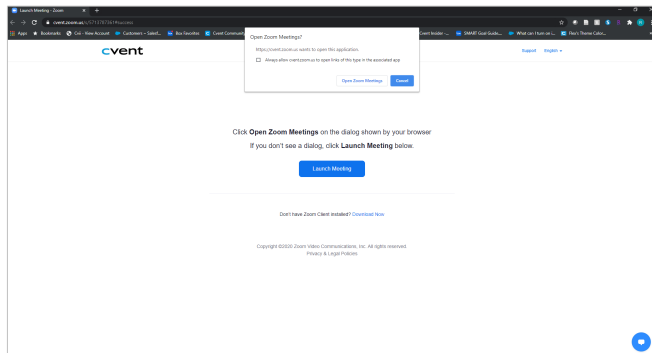
Joining a Session

Select the 'Join Now' button when you are ready to access the content. If the session is a livestream session, then a video will pop open and you will be able to view the content.



If you are viewing the session during the time it is aired, you can pause the content, but it will not hold your place. If you are watching a recording, you can pause and play the video like usual.

If the session is collaborative, the 'Join Now' button will prompt a Zoom window to open.

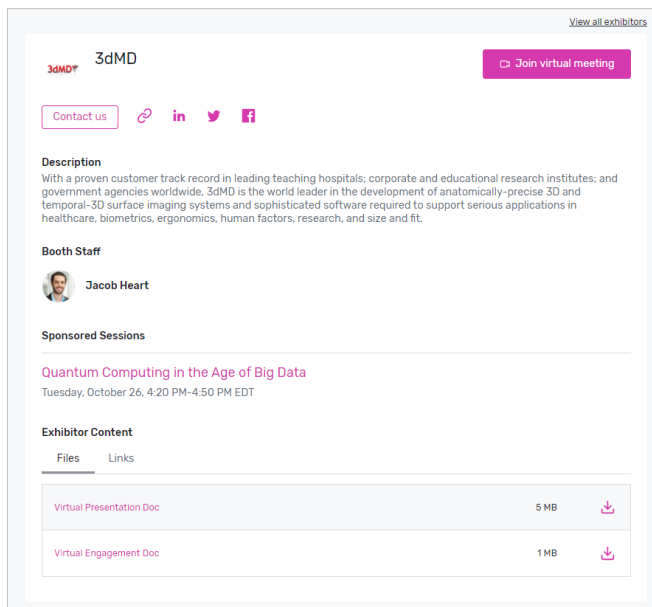


Select 'Open Zoom Meeting' or join via your browser. Reference the password field on the session page if prompted. This will open a Zoom meeting, where the host of the meeting will determine if you can unmute or turn your camera on.

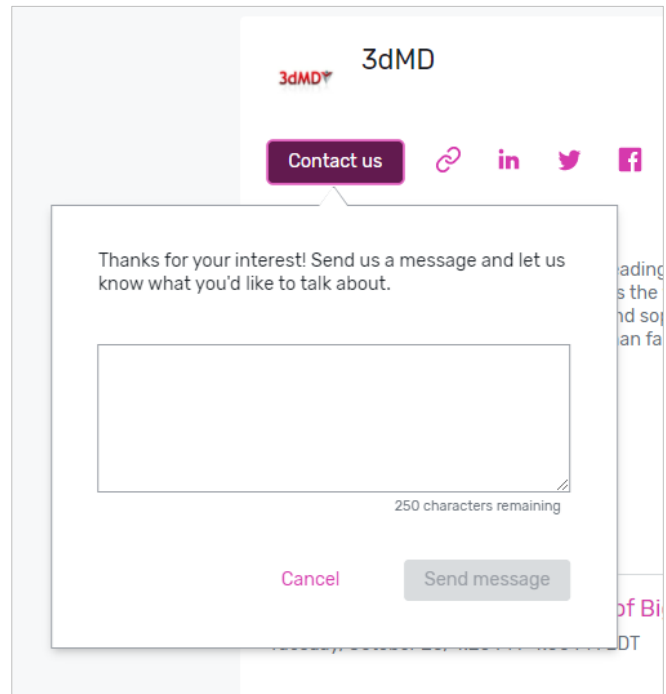
Accessing an Exhibitor Virtual Booth

By clicking an exhibitor's name on the Exhibitor Page, you will have access to their virtual booth. This page has information about the exhibitor, ways to connect with them via social media, and ability to join their virtual meeting room if they have one. You can also see and files or links the exhibitor has included.

If attendee has a virtual meeting room, you can click 'Join Virtual Meeting' and a Zoom meeting will open.



If you would like more information about the exhibitor, you can select 'Contact us' to send them a message.



Attendee Support

If you need assistance, please contact the event planner. You can access their information by clicking 'Visit event website' or 'View your registration' on the event home page. Once on the event website, click 'contact us.'

